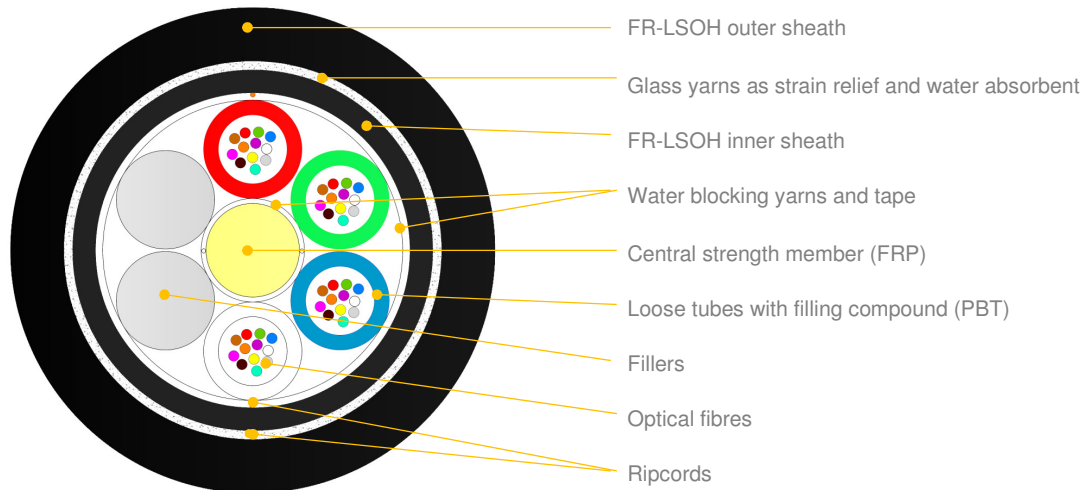


Double jacket, multitube structure duct cable with glass yarns reinforcement DDC CI



*schematic drawing, not to scale

APPLICATION:

For installation into existing duct or directly buried.
Fully dielectric cable

STRUCTURE AND COMPOSITION:

FRP strength and anti-buckling element
Optical fibres
Loose tube with filling compound (PBT Ø 2.0mm)
Dry yarns and tape to prevent moisture into the cable
Glass yarns as tensile elements
Double FR-LSOH sheath
Outer sheath options: PE, PA etc.

CABLE DESIGNS:

Variant	Quantity [pcs]				Ø nominal (±5%) [mm]	Nominal weight (±10%) [kg/km]	Max allowed tension [N]	Max static tension [N]
	Fibres	Fibres per tube	Total elements	Active tubes				
1-6T x 4F	4 - 24	4	6	1-6	11.7	130	4400	2600
1-6T x 6F	6 - 36	6	6	1-6	11.7	131	4400	2600
1-6T x 12F	12 - 72	12	6	1-6	11.8	133	4100	2000
8T x 6F	48	6	8	8	13.0	166	4100	2300
8T x 12F	96	12	8	8	13.0	170	4100	2000
12T x 12F	144	12	12	12	15.5	235	4600	2200
16T x 12F	192	12	16	16	15.9	243	4600	2200
18T x 12F	216	12	18	18	15.9	245	4600	2200
24T x 12F	288	12	24	24	17.6	297	5000	2600

Other fibre counts available on demand

MECHANICAL AND ENVIRONMENTAL CHARACTERISTICS

Crush performance:	3500 [N/10 cm]	IEC 60794-1-21-E3, reversible
Bending performance:	15 x D (10 cycles)	IEC 60794-1-21-E6, $\Delta\alpha \leq 0,05$ dB
Water penetration:	3[m] sample, 1[m] head, 24[h]	IEC 60794-1-22-F5B, no leakage
Temperature range:		IEC 60794-1-22-F1, $\Delta\alpha \leq 0,05$ dB/km
Installation	-15... +55 [°C]	
Operation	-40... +70 [°C]	
Transport & Storage	-40... +70 [°C]	

OPTICAL FIBRE AND LOOSE TUBES COLOUR IDENTIFICATION

For optical fibres and loose tube identification information please see DSH_Colors_CODE_XXXX document.

FIBRE PARAMETERS

For selected post-production optical fibres parameters please see DSH_OFP document.

Type:	DDC-CI LL	REV: 3.5
Issued:	31/10/2014	SK
Modified:	08/03/2021	KP

MARKING

The following print (inkjet) is applied at 1-meter intervals:

- Supplier: FIBRAIN
- Standard code (product type, fibre type, fibre count)
- Year of manufacture: xxxx
- Length marking in meters
- Cable ID / Drum No

Example: FIBRAIN DDC-CI T20 12F SM G652D 2T6F "YEAR OF MANUFACTURE" "LASER SYMBOL" "LENGTH MARKING" "BATCH NUMBER"

The accuracy of marking is $\pm 0.5\%$. Remarking is in accordance with Bellcore GR 20 and supersedes earlier markings. Occasional loss of marking is possible. Cables can be supplied with a range of single mode or multimode fibres and customized print.

PACKING

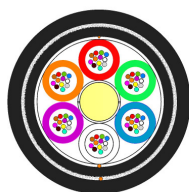
Cables will be shipped on disposable wooden or treated wooden drums. Both ends of the cable will be capped and accessible for testing. Identification information will be placed on the drum.

DELIVERY LENGTH

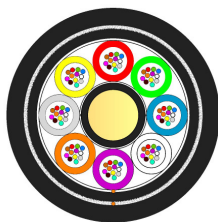
2000 – 8000 meters $\pm 5\%$, with possibility of supplying up to 5% of total contract quantity as short length cables which should be above 1000 meters long. Tolerance of 5 % of order quantity shall be allowed.

ANNEX – DRAWINGS:

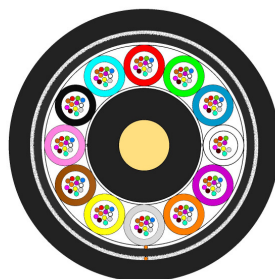
6- elements design



8- elements design



12- elements design



24- elements design



*schematic drawing, not to scale

This document and the statements contained in it are not intended for customers within the meaning of the Civil Code. The information submitted in this document is to our knowledge and belief true at the time of issue, however, we do not assume any liability whatsoever for its accuracy, and completeness. This document is for informational purposes on an "as is" basis only and Fibrain reserves the right to change its contents at any time without prior notice. The specification cannot, in any case, be considered an offer within the meaning of the Civil Code and is not contractually valid unless specifically authorized by Fibrain. Before using this product, its buyer and/or user has to make sure that it is suitable for the intended use. All liability issues related to this product are subjected to the seller's separate Terms of Sale or the terms and conditions agreed with the Fibrain representative or distributor.